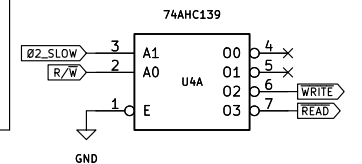
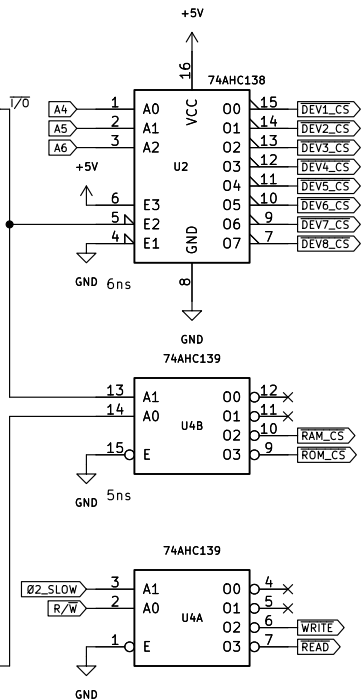
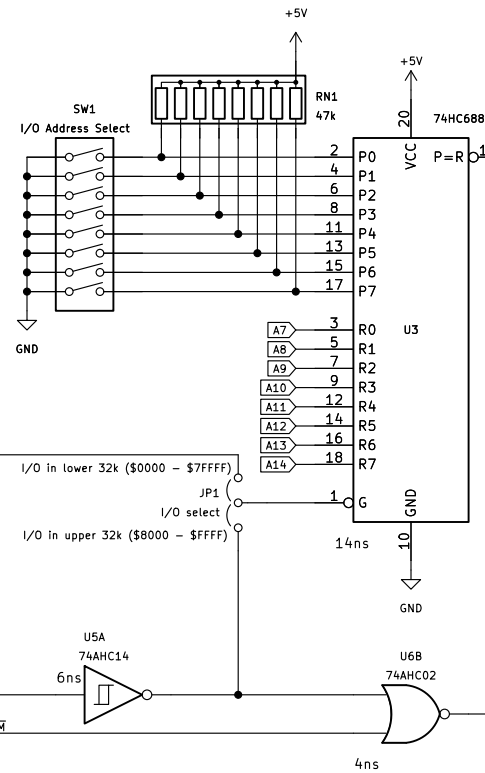
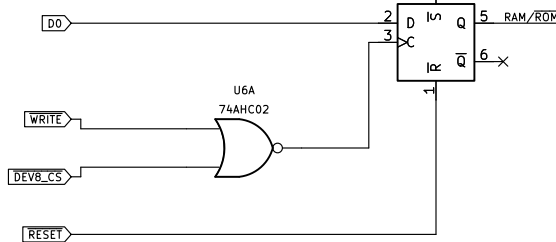


SLOW\_CS is generated like this at the moment. Luckily I had some spare inverters so I could convert the NOR to OR. It might be better to add a multi-way OR with pullups on its inputs so I can add more slow devices ad hoc.

64K RAM select logic



Glue and clock logic for 128 byte relocatable I/O window

Sheet: /  
File: Glue-v2.kicad\_sch

**Title: Glue + Timing**

Size: USLetter Date: 2023-07-20  
KiCad E.D.A. eeschema (6.0.11-0)

Rev: 2  
Id: 1/1